

**The All-New**

**XL7**



**FIND OUT MORE**



**Way of Life!**



## EXTERIOR CHARACTER



### SUV Design

The bold face and protection moulding create a bold and robust styling of an SUV.



### Bold face and front grille

The high positioned large front nose and new bonnet creates a bold and masculine front face. The horizontal chrome accent on the front grille that flows to the DRL resembles a Katana sword.



### Front fenders

Suzuki SUV elements are expressed by the new front fenders with Fender garnish similar to the Vitara.

### Roof Rails

The roof rails made for the XL7 enhances the vehicle's toughness and versatile utility. With a maximum roof load of **50kg**, the roof rail offers other loading possibilities.



### Side protection mouldings

The black wheel arches, moulding and silver under garnishes emphasize tough SUV looks



#### Front



#### Rear



## EXTERIOR FEATURES

### Front and rear bumpers

The front and rear bumpers express SUV design with their under guard shape, silver accent and black protection mouldings.

### Black Backdoor Panel

The black painted panel creates a sharp posterior look.



### LED headlamps with DRLs

LED reflector headlamps are adopted to give the face stunning looks. The high and low beam lamps, position lamps and DRLs are all LED. The low beam angle can be adjusted by manual levelling device.



### Tyres and wheels

To give a bold impression, the XL7 adopts a larger 195/60R16 tyres. The polish alloy wheels are exclusively designed.

### Rear combination lamps

The rear combination lamps features distinct three-dimensional design with LED tails lamps and stop lamps.





## INTERIOR CHARACTER




### Utility

A roomy cabin with third row seats offer every passenger more comfort and practicality than other SUVs.

### Decorative moulding and accent

To express motion and depth, a carbon-fibre-pattern material with open weave is adopted that accentuates shadows and highlights. Satin chrome accents on the centre console, door trims and steering wheel sharpen the XL7's sporty character.



#### Meter Cluster



### Speedometer

Red accents on the speedometer, tachometer and sub-dials within them adds sportiness to the interior.

### Advanced multi-information colour LCD

The 4.2-inch, full-colour TFT LCD (Thin film transistor liquid crystal display) provides usefull information such as door status, driving G-force, fuel consumption, engine output and torque, and more.

### 10" Infotainment System

The XL7 is equipped with a 10" touchscreen audio system that lets you play via USB or Bluetooth connectivity for your convenience with android and apple device compatibility.



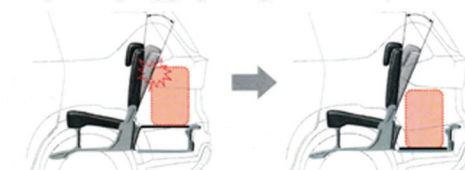
### Seat Fabric

The main seat fabric design contributes to an impression of SUV toughness, while PVC leather makes stain removal easier on the bolster.



### Generous Luggage Space

The XL7's utility comes from providing huge luggage space with a maximum of 153 liter (with luggage tray) of luggage with the rear seats up for your big luggage bags and trolleys for children.



### 50-50 Split Luggage Board

The luggage board is split to allow for versatile luggage arrangements. Small items can be stored beneath the luggage board when it is in the upper position. Tall items can be stored lower when a luggage board is in the lower position.

### Flexible Seating Arrangement

Seats can be flexibly arranged to accommodate situations with different amount of luggage and number of passengers. Steel plates in the second- and third-row seatbacks help stabilize luggage loaded on top of them when folded. The third-row seats can be folded nearly flat.





## INTERIOR FEATURES

### Sliding second-row seat

The second-row seats can slide 240mm forward to let third row passengers enter easily. When the seatback is upright, the seat can be slid to (and locked at) in any point in a 140mm range to maintain optimal for both 3rd row and 2nd row passengers.



### Third-row seats

The 50:50 split third-row seats can be individually reclined up to 16 degrees with several reclining angle setting for greater comfort.

The seatbacks can be folded up or folded down to create a nearly flat, expanded luggage room floor even when the second-row seats are slid all the way back.



### Keyless push start system

If the user is carrying a remote-control key, the doors can be locked and unlocked with a push of a button and the engine can be started by pressing an engine start button. The maximum operating distance of the keyless entry system transmitter is about 5m.



### Tilt-adjustable D-shape steering wheel

The D-shape steering wheel increases legroom and makes it easier to enter and exit the seat. Its vertically adjustable in a 40mm range to accommodate drivers of different physiques.




### Front Tweeters

Two new front tweeters enhance the sound of the audio system by sharpening the treble.



### Driver seat height adjuster

The driver seat can be raised up to 60mm in height, providing flexibility to support the optimum driving position for drivers of different physiques




### Air Conditioner



### Front automatic air conditioner

The automatic air conditioner can maintain a set interior temperature.



### Ventilated cup holders

Cooler vents in the cup holders beneath the center console prevents cold drinks from getting warm unless the airflow is closed via dial.

### Convenient Amenities

- Smartphone holder
- Accessory socket
- Cupholder/1,000ml bottle holder
- Cupholder/600ml bottle holder



Front armrest with storage



2nd row armrest



Bank note coin holder with partition



Second row accessory pocket



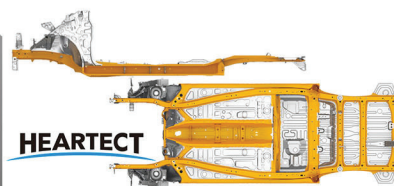
3rd row accessory socket



## PERFORMANCE HEARTECT

### New Generation Platform Heartect

A continuous frame that increases underbody stiffness. Its smooth, curving form disperses energy more efficiently for greater collision safety and its lighter weight contributes to lower fuel consumption and higher driving performance. In addition, the underbody and components attached to it are optimized as a unified whole, rather than separately, to reduce noise and vibration.



## PERFORMANCE

### 1.5 Petrol Engine

The petrol engine delivers excellent fuel efficiency, as well as high power and torque, within small dimensions that make room for a spacious interior.



### Transmission (4AT)

The 4-speed automatic transmission features gear ratios set for high fuel efficiency.



	XL7
Engine	K15B
Number of Cylinders	4
Displacement (cc)	1462
Compression Ratio	10.5
Max Power (hp/rpm)	103/6,000
Max Torque (N.m/rpm)	138/4,400
Bore x Stroke (mm)	74mm x 85mm
Bore pitch	81
Valve Train	Direct Action / Intake VVT



### Aerodynamics

To achieve excellent aerodynamics even with a taller front nose and greater body weight than the Ertiga, extensive CAE (computer aided engineering) and wind tunnel testing was conducted.

The following areas and parts are optimized to reduce air resistance:

Front and rear bumper sides | Rear combination lamps | Radiator shroud  
Underfloor parts | Front and rear strakes

### NVH (Noise, vibration and harshness) Performance

Comprehensive measures keep NVH levels low for comfortable driving. These measures include optimized use of noise absorption and insulation materials throughout the vehicle for a quiet ride. The body's high rigidity also lowers noise-generating vibration.



### Brakes

The braking system is optimized for the HEARTECT platform and suppresses noise and vibration while maintaining the same braking performance.



### Steering

The electric power steering feels solid and provides clear feedback from the road.

## Performance (Safety)

### TECT (Total Effective Control Technology)

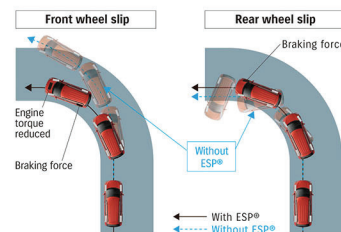
The XL7's body design is centered around on Suzuki's TECT concept, resulting in a structure that efficiently absorbs and disperses energy in an event of a collision. The load paths beneath the engine compartment further mitigates collision damage.



### ESP

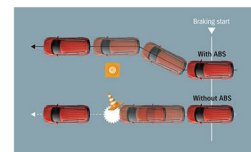
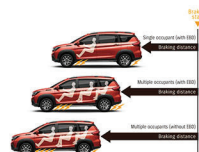
#### (Electronic Stability Programme)

The ESP® detects wheel slippage when the driver turns the steering wheel sharply and/or the road is slippery, for example, it is designed to automatically adjust the engine torque and brakes to suppress the wheel slippage and help the driver stay in directional control.



### ABS with EDB

In an emergency braking situation, the anti-lock brake system (ABS) prevents the tires from locking up and supports the driver to maintain steering ability. In addition, the electric brake force distribution (EBD) shortens the braking distance by optimally distributing brake force to the front and rear wheels if there is a large load, such as the car when full of passengers.



### Reverse parking sensors & Rear view camera

Two ultrasonic sensors on the rear bumpers detect obstacles while parking the car. Warning sounds and the information display on the instrument panel help keep the driver informed of the distance to the obstacle. While a rear view camera is standard equipped.




### Hill Hold Control

Hill hold control is designed to prevent the vehicle from rolling backwards during standing starts on slopes by engaging the breaks for up to two seconds after the driver removes the pressure from the brake pedal to depress the accelerator.



### Pedestrian Injury Mitigating Body

The structure of the XL7's bonnet, front windscreen wiper area, front bumper and other parts absorb impact with the aim of mitigating head and leg injury in the event of a collision with a pedestrian.



### Immobiliser

With this system the engine cannot be started if the key and the car ID do not match. This prevents thefts by using duplicate keys.



### Security Alarm

After doors are locked by keyless entry, an alarm will sound if an attempt is made to open a door via another method. This provides reassurance at night in deserted parking lots.



## MAJOR SPECIFICATIONS

DIMENSIONS			GLX
Overall Length	mm		4,450
Overall Width	mm		1,775
Overall Height	mm		1,710
Wheelbase	mm		2,740
Thread	Front	mm	1,515
	Rear	mm	1,530
Minimum Turning Radius	m		5.2
Minimum Ground Clearance	mm		200
CAPACITY			
Seating capacity	persons		7
Fuel Tank	Liters		45
ENGINE			
Type			K15B
Number of cylinders			4
Number of valves			16
Piston displacement	cc		1,462
Maximum output	hp/rpm		103 / 6,000
Maximum torque	N-m/rpm		138 / 4,400
Fuel distribution			Multipoint injection
TRANSMISSION			
Type			4AT
CHASSIS			
Steering			Rack & Pinion
Brakes	Front		Ventilated Disc
	Rear		Drum, Leading and trailing
Suspension	Front		Macpherson strut with coil spring
	Rear		Torsion beam with coil spring
Tyres			195/60R16
Wheels			Polished Alloy
WEIGHTS			
Kerb weight (min./with full options)	kg		1,160 - 1,180
Gross vehicle weight	kg		1,730

## MAJOR EQUIPMENTS

EXTERIOR			GLX
Front grille	Black with Chrome		S
Tailgate garnish (chrome)			S
Blacked-out pillar	B pillars		S
	C pillars		S
Outside door handles	Chrome		S
Tailgate opener	Handle-operated		S
Side Garnish with Mudguard			S
Wheel arch extension			S
Roof rail	Silver		S
VISIBILITY			
Headlamps	LED		S
Rear combination lamps	Led with light guides		S
Front Fog Lamps	Halogen		S
DRL			S
Wipers	Front: 2 speed (low, high) + intermittent + washer		S
	Rear: 1 speed + washer		S
Outside door mirrors	Body coloured		S
	Electric adjust		S
	Electric fold		S
	With built-in turn signal lamp		S
STEERING AND INSTRUMENT PANEL			
3-spoke steering wheel	Leather covered		S
	with hands-free control		S
	with audio controls		S
	Tilt-adjust		S
Power steering	EPS		S
Tachometer			S
Information display	Color dot display		S
	Digital clock		S
	Outside temperature		S
	Driving G-Force		S
	Acceleration-braking display		S
	Door Ajar		S
	Engine Output and Torque		S
	Fuel consumption (instantaneous / average)		S
	Driving range		S
Light-off and key reminder			S
Driver's seatbelt reminder	Lamp & alarm		S
Passenger's seatbelt reminder	Lamp & alarm		S
Door ajar reminder			S
Low fuel warning			S
Instrument panel ornament	Carbon fibered patterned		S

DRIVING AMENITIES		
Electric windows	Front & Rear	S
Central door locking	Switch on driver's side	S
Remote-control door locks	with hazard lamp answerback function	S
Keyless push start system		S
Air conditioner	Front automatic	S
	Rear manual	S
	Heater	S
	Pollen filter	S
		S
Audio	10" Touchscreen Infotainment Audio	S
	Navigation (Offline)	S
Audio connectivity	- Bluetooth	S
	- USB	S
	- Android	S
	- Apple	S
	Front Speaker x2	S
	Front Tweeters x2	S
	Rear Speaker x2	S
	Antenna (mounted at front of roof)	S
	Rear parking camera	S
INTERIOR		
Cabin Lights	Front cabin light (3-position)	S
	Centre cabin light (3-position)	S
Sun visor	Driver's and passenger's sides	S
	- with vanity mirror (passenger's side)	S
Assist grips	Passenger's side (foldable)	S
	2nd-row x 2 (foldable)	S
	3rd-row x 2 (fixed)	S
USB port and AUX input	Centre console	S
12V accessory socket	Centre console x1	S
	2nd-row x1	S
	3rd-row x1	S
Centre armrests	Front (on floor console with sliding function)	S
	2nd-row seat (centre)	S
Remote fuel lid opener		S
SEATS		
Front seats	Seat height adjuster (driver's side)	S
	Slide and recline function (both sides)	S
	Head restraint x2 (Separate type)	S
	Seatback pocket (driver's side and passenger side)	S
2nd-row seat	Head restraint x2 (separate type)	S
	Slide and recline function	S
	60:40-split single-folding	S
3rd-row seats	Head restraint x2 (Separate type)	S
	50:50-split tilt down-folding	S
Seat upholstery material	Fabric and Leather	S
LUGGAGE AREA		
Luggage board	50:50 split	S
SAFETY, SECURITY, AND ENVIRONMENTAL COMPATIBILITY		
SRS front dual airbag		S
Seatbelts	Front: 3-point ELR seatbelts with pretensioners and force limiters	S
	2nd row: 3-point ELR seatbelts x2 with centre 2-point lapbelt	S
	3rd row: 3-point ELR seatbelts x2	S
ISOFIX child seat anchorages	x2	S
Child seat tether anchorages		S
Childproof rear door locks		S
Side impact door beams		S
ABS with EBD function		S
ESP®		S
Hill hold control		S
AT shiftlock		S
High-mount stop lamp	LED	S
Rear parking sensors	2 sensor	S
Immobiliser		S
Security alarm	Door sensing	S



(NEW) Sunrise Orange  
Pearl Metallic (ZZY)



(NEW) Brave Khaki  
Pearl (WAE)



Magma Gray  
Metallic (ZYZ)



Snow White  
Pearl (ZQZ)



Specifications on this brochure are based on the latest available information at the time of production. Photos and Colors in this brochure do not exactly match actual vehicle due to the printing process. Please consult your authorized Suzuki dealer on vehicle specifications. We reserve the right to make changes without prior notice or obligation. Printed February, 2020

